

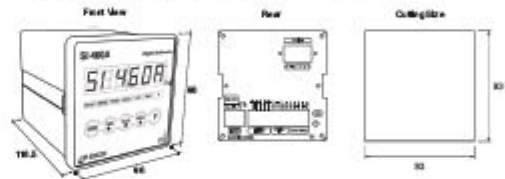
SI 460A



Feature

- Hold Function : Sample, Average, Peak
- Power Selectable : DC & AC Ordering Spec.
- MODBUS(RTU) protocol
- Option : Serial Comm, Analog Out.

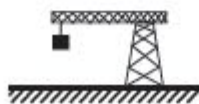
Physical Dimension [Unit:mm]



ANALOG PART	Input Sensitivity	Min. 0,1 μ V / Digit
	Load Cell Excitation	DC 5V
	Non-Linearity	0,001% of Full Scale
	Input Signal	Max 3,0 mV/V
	A/D Sampling	Max 60 time/sec, Sigma-Delta
	Resolution	Internal : 1/1,000,000 External : 1/20,000
DISPLAY PART	Main Display	7 Segment, 6 Digit Red FND, Letter size : 16,2mm
	Under Zero	Minus(-) Display
	ϕ 2 LED	STEADY, ZERO, TARE, HOLD, TxD, RxD, F
GENERAL PART	Power Supply (Order Selectable)	DC 24V, 12W
		AC Free Voltage(AC 100V ~ 240V, 50/60Hz)
	Operating Condition	Temperature : -10 $^{\circ}$ C ~ +40 $^{\circ}$ C, Humidity : Under 85% RH
	Size/Weight	96(W) x 96(H) x 116.5(D) mm / 0,5kg(DC) 0,7kg(AC)
	Communication	RS422 & RS485 Mod bus
	External Input	4EA
OPTION	RS232C, Analog output 4-20mA, 0-10V	



Truck Scale



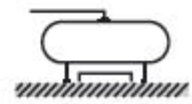
Crane Scale



Tester



Animal Scale



Tank Scale